

Moving into the LTC Village

during COVID-19

Welcome to your new home!


As you can understand, these are unique times. As much as we would like you to experience Village life from the first day you move in, the government has implemented enhanced protocols due to the Omicron variant, which must be followed.

Move-ins may not take place if the home is declared in outbreak by Public Health. If we go into outbreak and your move-in has been scheduled we will help you reschedule and support next steps.

Requirements for new move-ins and returns from hospital

These requirements apply to new residents moving into the Village and existing residents returning from a hospital stay of two or more nights.

If you are moving from a location which is in outbreak, your move may be delayed until their outbreak is declared over.



Testing and isolation guidelines

From a health care facility (LTC/RH/hospital):

- Residents who are asymptomatic with no known exposure will receive a PCR test within 24 hours of, or on arrival. They will be placed on self-isolation until the negative result is received.

From community:

- With 3rd or 4th COVID vaccine doses - will be tested on day 5 and must isolate until negative result is received.
- With 2 or less COVID vaccine doses - must isolate for 10 days. Resident will receive PCR test on day 5.



Wellness check

A team member will come to your door twice daily for the first 10 days and then daily thereafter to check in on you. During this wellness check, your temperature will be taken and you will be asked if you have any symptoms. All residents in the Village are actively screened for symptoms daily.

Let's keep our Village safe and healthy

How we will support you during your isolation period

The term isolation can be daunting.

However, we want you to know that you will not be alone! Here are some of the ways we will help you through the transition.



Support services

You will continue to have your needs met by the team. When in isolation, you are under Contact and Droplet Precautions. During this time, team members and anyone entering your room will be in personal protective equipment (gown, face/eye protection, mask and gloves).



Meals

Meals and snacks for nourishment breaks will be delivered to your room.



Leisure activities

You can still participate in leisure activities, from the comfort of your room. A calendar will be shared to inform you about what is available. Recreation will come to your door to offer engagement opportunities.



Visiting

Visiting and testing requirements are determined by the Chief Medical Officer of Health through Directive #3. Only essential visitors are permitted when a resident is on isolation.

- **Virtual visits with family and friends**

The Village can support virtual visits with your friends and family.

- **Essential caregivers**

Essential caregivers may visit while you are self-isolating. You may designate up to four essential caregivers, who must be fully vaccinated, in writing who can support you. Please note: Only one essential caregiver may visit at a time during isolation.

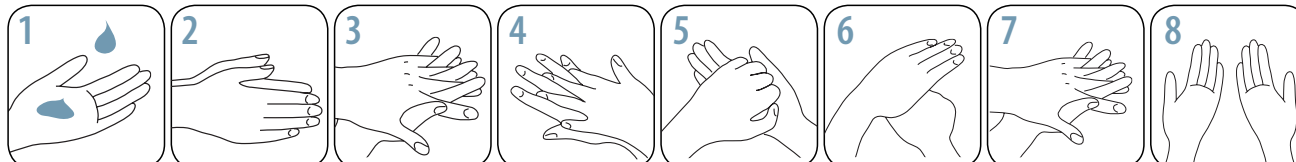
- **Visiting after self-isolation period**

Based on the advice of the Chief Medical Officer of Health, access to Long-Term care homes by general visitors has been paused, including outdoor visits. General visitors will only be permitted to enter the Village to visit residents receiving end of life care. For more information please review visiting during COVID guidelines.

How to handrub (preferred method)



Rub hands for 15 seconds



Apply 1 to 2 pumps of product to palms of dry hands.

Rub hands together, palm to palm.

Rub in between and around fingers.

Rub back of each hand with palm of other hand.

Rub fingertips of each hand in opposite palm.

Rub each thumb clasped in opposite hand.

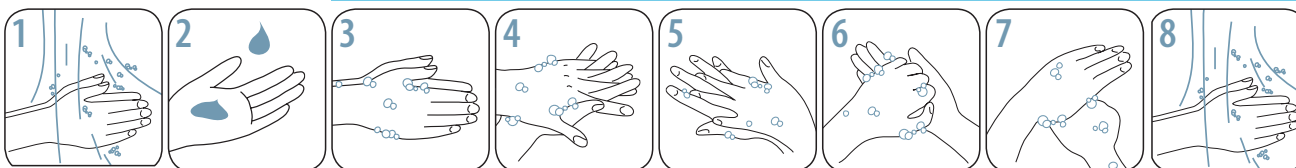
Rub hands until product is dry. Do not use paper towels.

Once dry, your hands are safe.

How to handwash (when hands are visibly soiled)



Lather hands for 15 seconds



Wet hands with warm water.

Apply soap.

Lather soap and rub hands palm to palm.

Rub in between and around fingers.

Rub back of each hand with palm of other hand.

Rub fingertips of each hand in opposite palm.

Rub each thumb clasped in opposite hand.

Rinse thoroughly under running water.

Pat hands dry with paper towel.

Turn off water using paper towel.

Your hands are safe.

For more information, please contact handhygiene@oahpp.ca or visit publichealthontario.ca/JCYH.

Catalogue No. 010975 Revised 20M March 2010 © 2010 Queen's Printer for Ontario



Wearing a mask

All visitors, including team members are required to wear a medical mask in the Village. Residents who are able, are encouraged to wear a mask when outside of their room, or when a 2m distance from others cannot be maintained. If leaving the Village for a medical appointment or absence, a medical mask will be provided.

COVID-19: How to safely use a non-medical mask or face covering

Do's



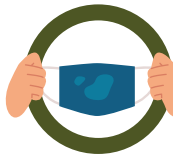
Do wear a non-medical mask or face covering to **protect yourself and others**.



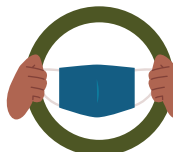
Do ensure your nose, mouth, and chin are fully covered.



Do ensure the mask is made of **at least 3 layers, including 2 layers of tightly woven fabric**, with a filter or filter fabric between layers.



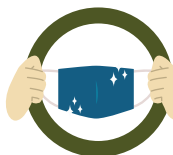
Do replace and launder your mask after each use, or whenever it becomes damp or dirty.



Do inspect the mask for tears or holes.



Do wash your mask with hot, soapy water and let it dry completely before wearing it again.



Do ensure the mask or face covering is clean and dry.



Do store re-usable masks in a clean paper bag until you wear it again.



Do **wash your hands** or use **alcohol-based hand sanitizer** before and after touching the mask or face covering.



Do discard masks that cannot be washed in a garbage bin after use.



Do use the ear loops or ties to put on and remove the mask.